



# The Cutting Edge

Monthly Newsletter of the Ottawa Lapsmith and Mineral Club

## In this month's Newsletter:

President's Message	p. 1
Club News	p. 2
Summary of the Annual General Meeting	p. 3
The Art of Tool Maintenance	p.5
Historic Pakenham Stone Bridge	p.6
Dolomite	p.8
Calendar	p.9
Membership form	p. 10

**Workshop Address:**  
190-1C Colonnade road  
Ottawa, ON K2E 7J5  
**Phone:** 613-700-GEMS (4367)

**Website:**  
<http://www.olmc.ca>

**Facebook:**  
[http://www.facebook.com/  
OttawaLapsmithMineralClub](http://www.facebook.com/OttawaLapsmithMineralClub)

## President's Message

We had a successful May auction. Special thanks goes out to John Urban who donated three sizable mineral specimens to the auction.

The club has received a donation of approximately ten large boxes of lapidary supplies and finished products from the estate of long time club member Doug Benson. Some of the finished products will be available at the club booth at our show. Much of the donation will be in our next auction (November?).

There is no news on a new workshop. We continue to look. Rentals are few and far between.

The bugs are currently very bad in the bush. Field trips will have to wait until at least mid August. I have had one request for a return trip to the Craigmont Corundum mines.

The Pattersons have sold the Beryl Pit and the Rose Quartz mine. The new owner takes control June 22. The Beryl Pit will remain open to collectors but with a new fee schedule.

Kerry Day

OLMC President

All members are invited to submit articles, proposals, and thoughts that could be included in the newsletters. Also, feel free to send your Classified ads by e-mail to: [news@olmc.ca](mailto:news@olmc.ca)

## OLMC Chair Positions to be Appointed June 8

With the election of the Executive Committee at the Annual General Meeting, the next task is for the committee to appoint the various chairs of club functions. Any club member can put their name forward for consideration for a role. Just send an e-mail to [pres@olmc.ca](mailto:pres@olmc.ca).

Workshop Chair, Jean-Guy Bradette  
Presentation Chair, vacant  
Membership Chair, Nathalie Bourget

Show Chair, Stephane Jette  
Newsletter, Eric Clara



### Call for Volunteers!

Please consider helping out the club and volunteering for some aspect of the gem show in September. Having enough or, even better, a surplus of volunteers allows the show committee set up tables for the show, to hold various crafting demonstrations on lapidary and silversmithing, to support the vendors and academic partners at their booths, and to provide a safe and welcoming environment for shoppers and hobbyists alike.

Just two hours of your time is all we ask, though more would be super. Contact Stephane Jette at [showchair@olmc.ca](mailto:showchair@olmc.ca) to enrol.



The OLMC Gem, Mineral & Jewellery show is fast approaching, and club members have an excellent opportunity to sell their hand-made lapidary crafts and jewellery in a risk-free environment.

Contact Vicki Jasperse ([vicki\\_jasperse@rogers.com](mailto:vicki_jasperse@rogers.com)) or Stephane Jette ([showchair@olmc.ca](mailto:showchair@olmc.ca)) for info.

### Gem Show Supplement

Find out more about what goes on at the OLMC gem, mineral & jewellery show & sale in this photo essay of past shows.

<http://www.olmc.ca/news/gemshow-supp.pdf>

### Auction Summary

The club's "Sprint Cleaning" auction was hosted online from May 21 to May 28. There were 143 items listed for bid or purchase, including mineral specimens, slabs and gem rough, cabochons and faceted stones, jewellery and a few bits of machinery.



*Some of the lots up for auction included a slab of lapis, a pendant with opal, and a faceted peridot.*

# Summary of the Annual General Meeting

The Annual General Meeting (AGM) was held in a spacious room at the Richelieu-Vanier Community Centre on the evening of May 11. This was the first in-person AGM since 2019, and it was also hosted on Zoom. About 20 people showed up in person, and a few more attended online.

The new Executive Committee members were once more acclaimed to their positions. Catherine Garret was the only nominee for Treasurer. She replaces Rita Hudec, who had been in this role for more than twenty years, and who chose to retire. Before the vote, each of the committee members briefly described their roles. President Kerry Day and Vice-President Matthew Poirier encouraged people to volunteer for these executive positions, because the committee members have not changed since 2019. Unfortunately, there were no other nominees.

**2023-2024 OLMC  
Executive Committee**  
 Kerry Day, President  
 Matthew Poirier, Vice-President  
 Catherine Garret, Treasurer  
 Bob Boisvert, Secretary  
 Vacant, Past President

At the next Executive Committee meeting on June 8, the executive will appoint the Chairs for various roles and functions of the club. Some of these positions have been unfilled for almost ten years due to a lack of volunteers.

After the vote, the minutes from the last AGM meeting were reviewed and accepted by vote.

There was discussion about finding a new location for the club workshop. The club is still responsible for the leased space at Colonnade Road for one more year, which counts as debt. The landlords that were approached were uninterested in a short-term rental. Meeting attendees agreed that the club should ask a real estate agent for help to find an appropriate space.

Club members can help with the search. A workshop must meet basic requirements of being 1000 square feet in area, have a reliable water source and appropriate drain pipe such as a nearby sewer drain, and an ample electrical panel.

The club’s for-profit status was discussed briefly. For a long time, the club has considered becoming a non-profit organization, which would open some doors in finding a new studio and maybe some government grants. One of the first hurdles is clearing all of the debts of the current organization. The executive will review the opportunities in May 2024.

Rita Hudec, Treasurer Report: The club financials are in good shape, with \$58,000 held in GICs and \$34,000 held in cash. The report was reviewed by Karyn Sheridan, CPA, CA. Club members who would like a copy of the full report must send an e-mail to [treasurer@olmc.ca](mailto:treasurer@olmc.ca).

Present members voted to re-hire Karyn Sheridan to be the auditor in 2023.

	<b>2022</b>	<b>2021</b>
<b>Total Assets</b>	80,532	46,032
<b>Current Liabilities</b>	7,458	2,998
<b>Member Equity</b>	73,074	46,032
<b>Net Income</b>	30,040	(7,786)

Nathalie Bourget, Member Chair Report: There are 128 current members. Sixty-one people joined at the 2022 gem show. The first in-person meeting for club members since provincially mandated COVID-19 restrictions was held on February 2, at the Richelieu-Vanier Community Centre, and Bob Boisvert presented “Fluorescent Minerals”.

Stephane Jette, Show Chair Report: The next OLMC Gem, Mineral & Jewellery Show and Sale is scheduled for September 16-17. Last year’s show went well, with many returning vendors, and only some minor operational problems. This year the show has enough vendors, but new ones can still get on the waiting list.

The club needs volunteers to make the next one just as successful, especially for the demonstration areas, so please consider offering your time.

Business card-sized advertising is available for members to distribute around the town. The show committee can print posters for people to post in windows, too. Just ask!

Vicki Jasperse, Silversmith Chair: The silversmith group continues to meet bi-weekly on Tuesday evenings. Two members have a space where club members can learn skills. Contact Vicki Jasperse for more information.

Eric Clara, Newsletter Editor: The newsletter, web site, Facebook page, etc. are all going well. Content ideas and articles for the newsletter are very welcome.

Program Chair: There has not been a volunteer for Program Chair for some time. There is no workshop, so there are no programs. Future field trips could include the Beryl Pit at Quadeville, the Bancroft area, Craigmont, and the area around Tory Hill. Matthew Poirier has several localities in mind -- Mattaw, Haleylburton, Kirkland Lake, Timmins. Club members are free to suggest locations.



## *Pargem Designs*

Your source for **hand-crafted wire-wrapped gemstone jewelry** made with 925 Sterling Silver & 14kt Gold Filled Wire, and of quality

**Over 100 different hand-cut natural gemstone cabochons to choose from!**

**38 years of lapidary experience**

Visit my Etsy web page:

[etsy.com/ca/shop/PargemDesigns](https://www.etsy.com/ca/shop/PargemDesigns)

Contact me directly at:

[pargem.designs@gmail.com](mailto:pargem.designs@gmail.com)

# The Art of Tool Maintenance

Information and tips to keep your machinery in good condition, as presented in the Silversmiths meeting held on 2022-02-23.



## **Tumblers**

Small rotating tumblers from Lortone are popular for tumbling rock and polishing metal. Often the machines work fine for a while, and then they start “sticking” – not rotating properly or not at all. A lot of people then put the tumbler on a block to put it on a tilt, but eventually that workaround will also fail. Two Videos on the Lortone site show how to fix this problem

(<https://lortone.com/pages/instructions> ). In summary:


- change the gear belt if it gets loose or worn out
- there are two screws on the outside that let you move the motor to put more tension on the gear belt (or you may need to open up the top to reach the screws)
- the bearings on the axles need to be oiled with a light oil on a regular basis
- The pebble on the barrels can wear off, so the barrel lacks friction to grip to the axle. Just wrap some elastic bands around the outside of the barrel.

Stainless steel shot used in a tumbler sometimes gets contaminated and turns a dark colour. Pieces come out shiny, but they have a dark stain. Run the tumbler again with flat or de-carbonated soda pop (coca cola).

## **Clean and Unclog Your Files**

Over time, the gaps in files can get filled with material and become ineffective. There are many actions to clean them depending on the situation.

- whack the file against a block of wood or your bench to knock material loose;
- run a file card (steel wire brush) along the surface. Some people use a regular plastic tooth brush;
- dip the file in alcohol and light it to burn off grease;
- immerse it in citric acid to remove surface material;
- bend the file to suit your needs (you probably need to heat it up first);
- hold the file in a pin vise, and use a needle to scrape and pick off bits;
- use a 5remel tool or flexshaft tool with a brush attachment to scrape clean the surface;
- to remove rust, coat the file with CLR for a few minutes, then brush off and dry the file
- to prevent rust, store the files in a sealed container with dessicant packages that you might get as packaging from other products
- Copper can be gummy and tough, seeming to catch often. Try coating your file in chalk to discourage sticking. But for saw blades, use a wax coating.



## **Foredom Flex Shaft**

Good lubrication is important. Never let the hand piece hang down when not in use. When hanging, the grease inside the tool will collect at the bottom. Eventually this will cause serious

problems. Always remove it from the shaft and store it horizontally, or leave it connected and make sure it sits horizontally on the bench.



A new fore-dome comes with a guide on how many hours of use before it needs lubrication. There is a small set screw on the shaft attached to the motor. Loosen the screw, and remove the hand piece to pull down the sheath that surrounds the shaft to the handle. The whole shaft can also be removed from the motor.

There are two little screw holes near the top of the motor that attached to carbon brushes. These brushes wear out over time and must be replaced. Be careful not to lose the spring. They start out  $\frac{3}{4}$  inch long. When they get down to  $\frac{1}{2}$  inch, the fore-dome stops working.

## Rolling Mill

Polish the rollers: cut a wooden dowel to the wide of the rollers. Wrap a soft cloth around the dowel and feed it into the rollers. The dowel will be pressed against one side while the rollers spin. Put some metal polish on the cloth against the rollers to polish. Some people just hold the cloth against the roller.

How to keep the sheet straight when pulling it through the machine

1. There are little holes above the bearings on either side of the frame that must be oiled. There is also a little hole on top of the gear box to oil the gears.
2. Re-calibrate the machine. Tighten the gauge indicator disks (each notch is 0.1 mm) until there is no space between the rollers, no light coming between them. Remove the handle. Use the dials on the gauge indicator disks to reset them to zero (arrows point to zero). Re-install the handle.
3. Try to mill as close to the middle of the rollers as possible. The roller edges might be curved.
4. If the metal sheet is cut with shears on one side and with a saw on the other side, the difference in roughness can cause the sheet to curve while rolling.



## Power

Power tools need a certain wattage of electricity to start up properly (1 Watt = 1 Volt \* Amperage). If voltage (analogous to water pressure) is low from a wire that is too thin or too long, then it must work harder to increase the amperage (strength of current). This electrical flow problem can damage the motor and cause overheating or even a fire. That is why it is recommended that small motors be plugged directly in to an electrical outlet instead of through an extension cord or through a typical power bar. There are good cords and power bars on the market, but they are expensive.

## Pliers

Edges of the pliers are too sharp. Use 600 or 1000 grit sandpaper to grind down the edges of the prongs. Recommended for chain nose, flat nose, needle-nose.

## Hammers

If your hammer is made of a soft steel, it may get nicked from use, or missing and hitting the anvil. Polish the peen regularly to remove small nicks.

## Historic Pakenham Stone Bridge

The historic Pakenham limestone bridge was built at the turn of the twentieth century to make a crossing over the Mississippi River at Pakenham (amalgamated in 1998 to create Mississippi Mills). The bridge measures 82 metres long, 6.7 metres high, 7.6 metres wide, with five 12-meter-wide spans. The structure was re-engineered in 1984, so that it could handle modern traffic loads.

Limestone is abundant in the area, and is relatively easy to mine. It was a common building material at the time.



*View of the limestone quarry near Pakenham bridge; photo by Bill Hendrick*

In fact, there is a limestone quarry very close to the bridge site, about 0.3 km east on Kinburn Side Road (Highway 20) and across from the Stonebridge Haven retreat centre. Interested people can contact WRC Contracting for pick-up and delivery.

Plus there are fossils. If the water level of the Mississippi River is low, one can walk (carefully!) onto the exposed flat rock on the south side of the bridge (upstream), and possibly see some fossils of marine animals from when the land was covered by a subtropical ocean 450 to 500 million years ago.

Thank you to Bill Hendrick for the link and the photographs!

<https://www.ontariobeneathourfeet.com/pakenham-bridge>

**Can't find the right piece of jewellery?**

Come create something unique!  
We have everything!



*Canada Beading Supply*

Serving customers for over 30 years

Your dream. Our beads. We help!

190 Colonnade Rd. S. Unit 8B, Ottawa

613-727-3886 (800-291-6668)

www.canbead.com

## Dolomite

Dolomite is a sedimentary calcium magnesium carbonate  $\text{CaMg}(\text{CO}_3)_2$  that forms rhombohedral crystals with curved faces. Small amounts of iron may give it a yellow or brown hue. A high amount of magnesium makes a rosy colour. It can also be white or gray. Lead, zinc, and even cobalt may be substituted for magnesium.

In a powdered form, it will fizz in weak hydrochloric acid like calcite does. It has a Mohs hardness of 3 1/2 to 4.

It is often associated with barite, fluorite, pyrite, chalcopyrite, galena, or sphalerite in hydrothermal veins.

Dolomite dissolves in acidic water and rarely survives long in exposed environments. Aquifers and karsts are likely to form from it. So-called modern dolomite has formed in supersaturated saline lagoons in Brazil and the Persian Gulf, and some hypersaline lakes.

## Find Inspiration

Do something else for a while.

Review old sketchbooks and designs of your previous work.

Experiment with a new tool.

Recall your original motivation for crafting.



SilviaFindings has been a manufacturer of sterling silver and gold settings since 2004. We have a large variety of settings in various designs, shapes, and sizes for earrings, pendants, rings, and bracelets.

After you buy a gemstone, you may want to have your stone set to create a unique piece of jewellery. We have the expertise to provide suggestions on which setting is the right setting for your stone.

We also offer affordable custom-made jewellery services for stones that have unique shapes and dimensions, with no minimum purchase requirement and for a guaranteed unbeatable low price!

*SilviaFindings Team*

★★★★★

SilviaFindings fabrique des montures en argent sterling et en or depuis 2004. Nous disposons d'une grande variété de montures de différents modèles, formes et tailles pour boucles d'oreilles, pendentifs, bagues et bracelets.

Après avoir acheté une pierre précieuse, vous voudrez peut-être faire servir votre pierre pour créer un bijou unique. Nous avons l'expertise nécessaire pour vous suggérer la monture qui convient le mieux à votre pierre.

Nous offrons également des services abordables de bijouterie sur mesure pour les pierres qui ont une forme et des dimensions uniques, sans obligation d'achat minimum et pour un prix bas garanti imbattable!

*L'équipe SilviaFindings*



228-13986 Cambie Road,  
Richmond, BC V6V 2K5



778-982-6689  
Info@silviafindings.com  
www.diyjewellery.com  
www.custommadejewellery.ca





**Contact:**

**President**  
Kerry Day  
[pres@olmc.ca](mailto:pres@olmc.ca)

**Vice-President**  
Matthew Poirier  
[vicepres@olmc.ca](mailto:vicepres@olmc.ca)

**Secretary**  
Bob Boisvert  
[sec@olmc.ca](mailto:sec@olmc.ca)

**Treasurer**  
Catherine Garret  
[treasurer@olmc.ca](mailto:treasurer@olmc.ca)

**Workshop Chair**  
Jean-Guy Bradette  
[workshop@olmc.ca](mailto:workshop@olmc.ca)

**Membership Chair**  
Nathalie Bourget  
[memberchair@olmc.ca](mailto:memberchair@olmc.ca)

**Show Chair**  
Stéphane Jetté  
[showchair@olmc.ca](mailto:showchair@olmc.ca)

**Newsletter Editor**  
Eric Clara  
[news@olmc.ca](mailto:news@olmc.ca)

**Auction Team**  
[auctions@olmc.ca](mailto:auctions@olmc.ca)

**Bancroft  
Rockhound Gemboree**

August 3 10:00 – 18:00  
August 4 10:00 – 18:00  
August 5 10:00 – 17:00

**Bancroft Arena & Curling  
Club, Bancroft, ON**

- Free entrance for children 7 years & under
- Contact 613-332-1513 or 1-888-443-9999

[www.bancroftontario.com/rockhound-gemboree](http://www.bancroftontario.com/rockhound-gemboree)

**Sudbury  
Gem & Mineral Show**



July 21 17:00-21:00  
July 22 10:00 – 18:00  
July 23 10:00 – 17:00

**Carmichael Arena, Bancroft  
Drive, Sudbury, ON**

Adults \$6, Seniors (60+) \$4  
Children 6-12 \$1

Contact 705-522-5140

[www.cfm.ca/clubs/Sudbury/Show.php](http://www.cfm.ca/clubs/Sudbury/Show.php)

<b>Workshop Schedule</b>						
<b>June 2023</b>						
Sunday	Monday	Tuesday	Wednesday	Thursday	Friday	Saturday
				1	2 Montreal Gem Show	3 Montreal Gem Show
4 Montreal Gem Show	5	6	7	8	9	10
11	12	13 Silversmith video call 19:00	14	15	16	17
18 	19	20	21 	22	23	24
25	26	27 Silversmith video call 19:00	28	29	30	



# OLMC Membership Application

New Membership  Membership Renewal

Individual **\$20**

Family (2+ persons in the same residence) **\$30**

**Benefits:**

Monthly Newsletter

Newsletter advertisement: \$25 per year for members or \$55 for businesses  
(Ten quarter pages per year over ten newsletters).

Silversmith online meeting 2/month

Mineral Interest Group online monthly meeting

OLMC online auctions

OLMC field trips

*More information can be found at <http://www.olmc.ca>  
You can also go on our Facebook page: [OttawaLapsmithandmineralclub](https://www.facebook.com/OttawaLapsmithandmineralclub)*

Names(s): \_\_\_\_\_

Address: \_\_\_\_\_

City: \_\_\_\_\_ Province: \_\_\_\_\_

Postal Code: \_\_\_\_\_ Telephone: \_\_\_\_\_

Please specify your e-mail address to receive OLMC's newsletter:

\_\_\_\_\_

Do you require a receipt?

Yes

Payments are payable by **cash, cheque** to Ottawa Lapsmith and Mineral Club, or  
**E Transfer** at [treasurer@olmc.ca](mailto:treasurer@olmc.ca)

Please mail your membership form and fees to:  
Ottawa Lapsmith and Mineral Club  
P. O. Box 59028 Alta Vista, Ottawa, On K1G 5T7

*Please note that all membership information is used only for administrative purposes.*

Administration use only

Card provided:  Yes  No

Supervisor signed:  Yes  No

Date: \_\_\_\_\_